

## WP65-12 12Volt 65Ah

### Specifications

Nominal Voltage(V) **12V**

#### Nominal Capacity

20 hour rate	(3.25A to 10.50V)	<b>65Ah</b>
10 hour rate	(6.175A to 10.50V)	<b>61.75Ah</b>
5 hour rate	(11.05A to 10.20V)	<b>55.25Ah</b>
1 C	(65A to 9.60V)	<b>36.83Ah</b>
3 C	(195A to 9.60V)	<b>26Ah</b>

Weight **Approx. 23.3kg(51.26Lbs.)**

Internal Resistance (at 1KHz) **Approx. 5 mΩ**

#### Maximum Discharge Current for

5 seconds: **780A**

#### Charging Methods at 25 (77 )

Cycle use:

Charging Voltage **14.4 to 15.0V**

Coefficient -5.0mV/ /cell

Maximum Charging Current : **19.5A**

Standby use:

Float Charging Voltage **13.5 to 13.8V**

Coefficient -3.0mV/ /cell

#### Operating Temperature Range

Charge **-15 (5 ) to 40 (104 )**

Discharge **-15 (5 ) to 50 (122 )**

Storage **-15 (5 ) to 40 (104 )**

#### Charge Retention (shelf life) at 20 (68 )

1 month **98%**

3 month **94%**

6 month **85%**

Case Material **ABS UL94 HB**

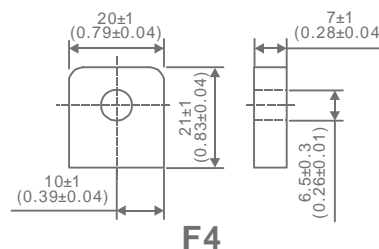
Option: Flammability resistance of (UL94 V-0)

Terminal **F4**

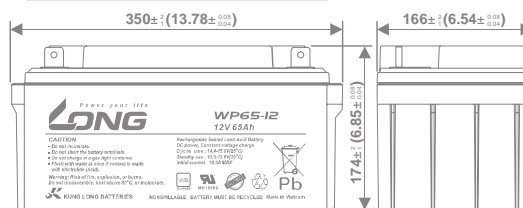


### Dimensions

mm(inch)

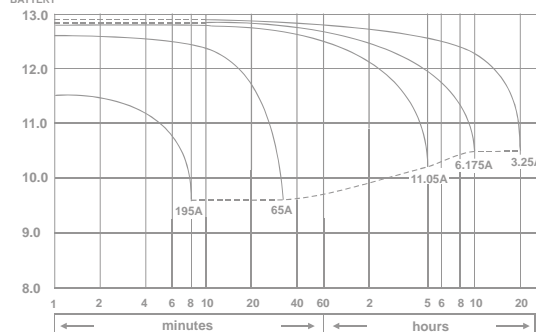


F4



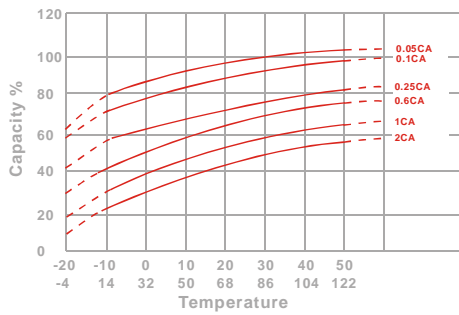
(v)  
FOR 12V  
BATTERY

#### Discharge Time VS. Discharge Current (25 )

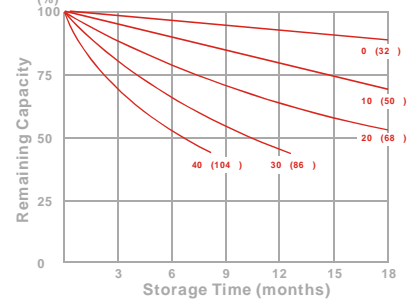


Discharge Time

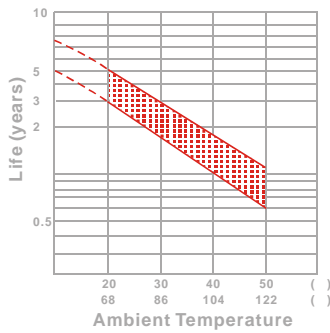
Effect of Temperature on Capacity 25 (77 )



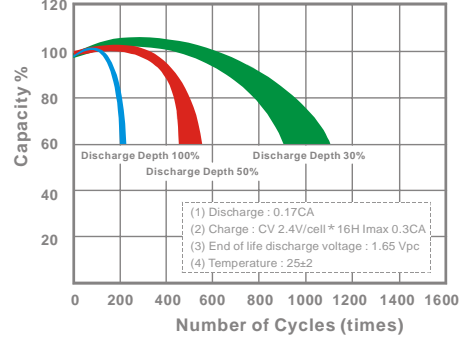
Capacity Retention Characteristic



Trickle (or float) Service Life



Cycle Service Life



**- PERFORMANCE DATA**

Discharge Rates in Watts to Various End Voltages at 25 (77 )

End Voltage		1.85V	1.80V	1.75V	1.70V	1.67V	1.65V	1.60V
Time								
5	min	322	461	543	589	601	614	627
10	min	206	296	348	378	385	394	403
15	min	152	209	241	259	264	269	274
30	min	80.7	111	128	138	140	143	146
60	min	72.8	78.2	80.8	82.7	83.5	84.2	85.2
120	min	40.3	44.3	47.0	48.8	49.5	50.2	51.0
180	min	30.2	32.8	35.0	36.5	37.0	37.5	38.2
240	min	26.5	28.0	29.3	30.2	30.5	30.8	31.2
300	min	22.7	23.5	24.0	24.3	24.5	24.8	25.0
600	min	13.3	13.9	14.2	14.4	14.5	14.6	14.8
1200	min	6.97	7.30	7.43	7.55	7.60	7.65	7.73

**- Discharge Rates in Amperes to Various End Voltages at 25 (77 )**

End Voltage		1.85V	1.80V	1.75V	1.70V	1.67V	1.65V	1.60V
Time								
5	min	172	243	281	300	306	314	336
10	min	108	159	177	191	196	202	210
15	min	81.5	112	119	128	131	135	140
30	min	40.7	55.9	64.5	69.4	70.6	72.1	73.5
60	min	34.9	38.3	40.5	42.2	42.6	43.1	43.8
120	min	19.5	21.6	23.1	24.4	24.8	25.3	25.9
180	min	15.1	16.4	17.3	18.2	18.5	18.8	19.2
240	min	12.6	13.4	14.1	14.6	14.8	15.1	15.4
300	min	10.8	11.5	12.1	12.6	12.8	13.0	13.2
600	min	6.56	6.86	7.00	7.11	7.15	7.20	7.27
1200	min	3.49	3.60	3.67	3.73	3.76	3.79	3.82

All data on the spec. sheet is an average value:

The tolerance range : X<6min(+15%~-15%), 6min X<10min(+12%~-12%),10min X < 60min(+8%~-8%), X 60min(+5%~-5%)

160817-11



Head Quarter Service - TEL: +886-49-2254-777 FAX: +886-49-2255-139 E-mail: sales@mail.klb.com.tw  
 USA Customer Service - TEL: +1-949-328-7936 FAX: +1-949-266-9917 E-mail: sales@kunglong.com  
 Vietnam Customer Service - TEL: +84-72-3779666 FAX: +84-72-3779476 E-mail: sales@mail.klb.com.tw