
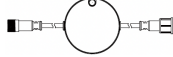
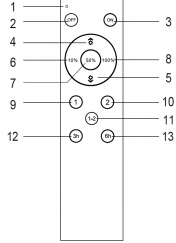
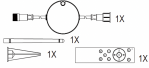


Product Data Sheet

BOLD

BOLD item code:	13591
Product name:	CONTROLL DEVICE FOR 24V GARDEN LIGHT SYSTEM
Brand:	BOLD LIGHTING
Product picture:	
Input voltage :	24V DC
Output voltage :	24V DC
Power consumption	Max. 240W
RF technology:	2.4 GHz
Transmission power :	5 dBm
Transmitting distance:	15 m
Battery type(For RC):	2x 1.5V AAA (LR03) dry cell Incl.
Safety protection class:	Class III
IP protection degree:	IP67(for controller); IP20(for Remote control)
Operating temperature:	-20°C to 45°C
Material:	Plastic
Product Dimensions:	Φ80X30MM
Weight of the unit:	283g
Detailed construction and operation instructions:	<p>1. IP67 controller, ground installed 1.1) Input Voltage: DC 24V, SELV 1.2) Output: DC 24V, Max. 240W 1.3) inside with 2.4GHz mesh module, with external antenna 1.4) Input with 15cm rubber cable (H05RN-F 2x1.0mm²) & BOLD's M18 male connector; 1.5) Output with 15cm rubber cable (H05RN-F 2x1.0mm²) & BOLD's M18 female connector</p>  <p>2. Remote control: high quality 2.4G mesh remote control 1) Rated input: 3V/DC(2X1.5V DC), 2) incl. 2x 1.5V AAA(LR03) battery 3) Operation: 1-> Indicator light (Red) 2->OFF: switch off 3->ON: switch on 4->Dimming up: Short pressure/10 steps dimming; Long pressure/stepless dimming(10% to 100%) 5->Dimming down: Short pressure=>0 steps dimming; Long pressure=>stepless dimming(100% to 10%) 6->10% brightness; 7->50% brightness; 8->100% brightness; 9->Group 1: Turn on the power, long pressure with 3sec to pair the lightingsystem within 20 sec, the lighting flash once; Short pressure, ON/OFF; Long pressure on the button "1" and "OFF" at the same time with 3 sec until the lighting flash once, then cancel the pairing. 10->Group 2: Turn on the power, long pressure with 3 sec to pair the lighting system within 20 sec, the lighting flash once; Short pressure, ON/OFF; Long pressure on the button "2" and "OFF" at the same time with 3 sec until the lighting flash once, then cancel the pairing. 11->Group 1-2: ON/OFF 12->3h timing: Short pressure, the lighting flashing once, then 3h timing ON; Hold 3 sec until the lighting flashing twice, enable the timing function at the same time every day. 13->6h timing: Short pressure, the lighting flashing once, then 6h timing ON; Hold 3 sec until the lighting flashing twice, then enable the timing function at the same time every day. Remarks: cancel timing function with long pressure 3 sec on button "3h" and "6h" at the same time, with lighting flashing 3 times.</p> 
Content of delivery:	<p>1x 2.4G controller 1x antenna 1x plastic spike 1x instruction manual</p> 
Package:	Brown box with color sticker
EAN code:	4260663511305
Sale packaging size:	190x130x50mm
Outer carton size:	400x205x120mm
Loading qty per export carton:	6
Product Warranty:	5 years
Remarks:	Only to be operated in conjunction with a suitable power supply.