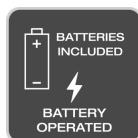


# LEDinspect TORCH 450 ESSENTIAL



## Bright LED output

450 Lumen output to illuminate the dark effortlessly



## 3x AAA Batteries included

Includes the replaceable AAA batteries required



## Ergonomic grip

For comfortable holding during use



## 450 Lumen adjustable torch for versatile use

The OSRAM LEDinspect™ TORCH 450 ESSENTIAL is a compact yet powerful LED torch, designed for professional and everyday use. Crafted from lightweight aluminium with a rubber grip handle, it offers durability and a comfortable, hold, making it ideal for workshops, garages, and outdoor activities.

With a bright 450-lumen output on High, this torch provides exceptional visibility, while the adjustable focus lets you switch between a wide flood beam and a precise spotlight with a simple twist of the head. It features three versatile lighting modes – High, Low, and Flash – to suit different needs.

Built to withstand tough conditions, the IP44 rating ensures resistance against dust and water splashes. Powered by 3x AAA batteries (included), it delivers up to 2.5 hours of runtime on High and an impressive 17 hours on Low, providing long-lasting illumination when you need it most.

Technical data

Product information

Application (Category and Product specific)	LED inspection lights
---	-----------------------

General Product Information

Global order reference	LEDIL429ESN
------------------------	-------------

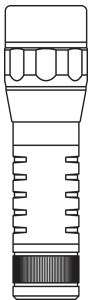
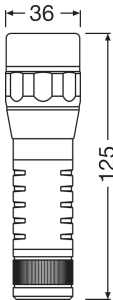
Electrical Data

Nominal wattage	6 W
Nominal voltage	4.5 V

Photometric Data

Nominal luminous flux	450 lm
Light color LED	White

Physical Attributes & Dimensions



Product weight	115.00 g
Length	35.0 mm
Width	35.0 mm
Height	125.0 mm

LED module information

Number of LEDs per module	1
---------------------------	---

Colors & materials

Base color	Black / Orange
------------	----------------

Lifetime Data

Product datasheet

Guarantee	2 years
-----------	---------

Capabilities

Technology	LED
------------	-----

Certificates & standards

Standards	CE, EMC, MSDS, ROHS, UKCA
-----------	---------------------------

Environmental & Regulatory Information



Information according Art. 33 of EU Regulation (EC) 1907/2006 (REACH)	
Candidate list substance 1	Lead
CAS No. of substance 1	7439-92-1
Safe use instruction	The identification of the Candidate List substance is sufficient to allow safe use of the article.
Declaration no. in SCIP database	99e4e335-ef1b-4576-93db-46422ff4e983

Logistical Data

Product code	Product description	Packaging unit (Pieces/Unit)	Dimensions (length x width x height)	Volume	Gross weight
4062172416078	INSPECTION LAMP	Folding carton box 1	42 mm x 39 mm x 128 mm	0.21 dm <sup>3</sup>	130.00 g
4062172416085	INSPECTION LAMP	Shipping carton box 6	130 mm x 95 mm x 143 mm	1.77 dm <sup>3</sup>	820.00 g

The mentioned product code describes the smallest quantity unit which can be ordered. One shipping unit can contain one or more single products. When placing an order, for the quantity please enter single or multiples of a shipping unit.

Download Data

File	
	User instruction GPRS_Safety symbols instructions
	User instruction LEDinspect TORCH 450 ESSENTIAL

**Application advice**

For more detailed application information and graphics please see product datasheet.

**Disclaimer**

Subject to change without notice. Errors and omission excepted. Always make sure to use the most recent release.

