

WP4.5-6 6Volt 4.5Ah

Specifications

Nominal Voltage(V) **6V**

Nominal Capacity

| | | | |
|--------------|------------|--------|----------------|
| 20 hour rate | (0.225A to | 5.25V) | 4.5Ah |
| 10 hour rate | (0.428A to | 5.25V) | 4.275Ah |
| 5 hour rate | (0.765A to | 5.1V) | 3.825Ah |
| 1 C | (4.5A to | 4.8V) | 2.55Ah |
| 3 C | (13.5A to | 4.8V) | 1.8Ah |

Weight **Approx. 820g(1.80Lbs.)**

Internal Resistance (at 1KHz) **Approx. 19 mΩ**

Maximum Discharge Current for 5 seconds: **67.5A**

Charging Methods at 25 (77)

| | |
|----------------------------|----------------------|
| Cycle use: | |
| Charging Voltage | 7.20 to 7.50V |
| Coefficient -5.0mV/ /cell | |
| Maximum Charging Current : | 1.35A |
| Standby use: | |
| Float Charging Voltage | 6.75 to 6.90V |
| Coefficient -3.0mV/ /cell | |

Operating Temperature Range

| | |
|-----------|------------------------------|
| Charge | -15 (5) to 40 (104) |
| Discharge | -15 (5) to 50 (122) |
| Storage | -15 (5) to 40 (104) |

Charge Retention (shelf life) at 20 (68)

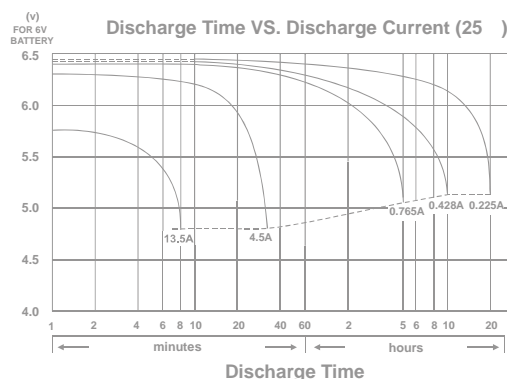
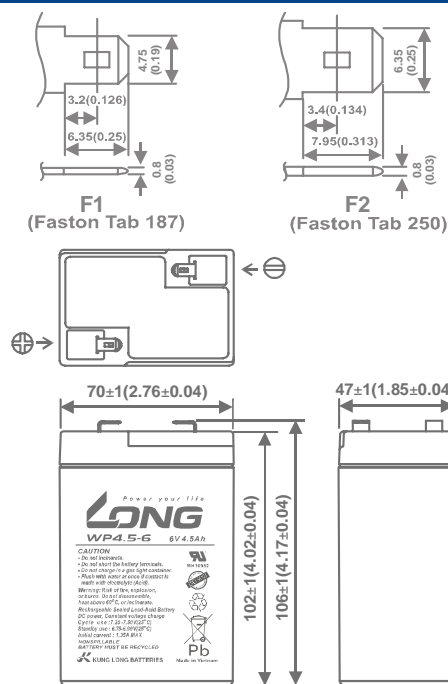
| | |
|---------|------------|
| 1 month | 92% |
| 3 month | 90% |
| 6 month | 80% |

Case Material **ABS UL94 HB**
Option: Flammability resistance of (UL94 V-0)

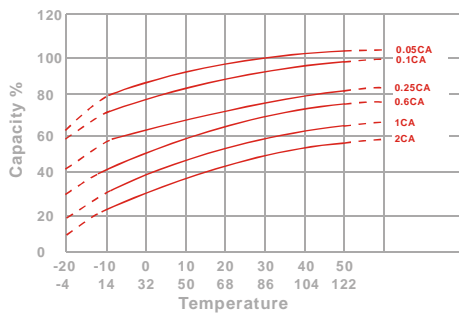
Terminal **F1 or F2 (Faston Tab 187 or 250)**



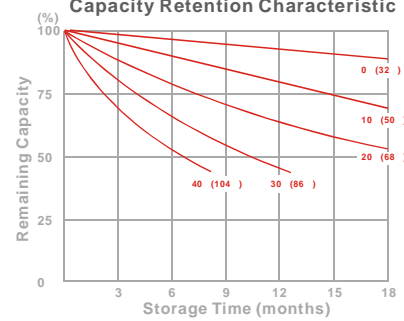
Dimensions mm(inch)



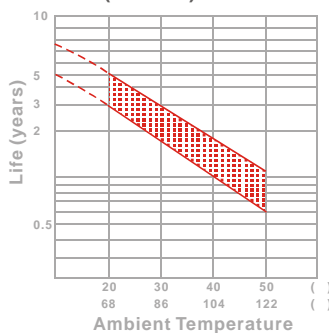
Effect of Temperature on Capacity 25 (77)



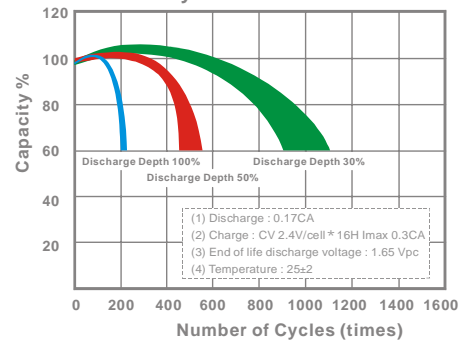
Capacity Retention Characteristic



Trickle (or float) Service Life



Cycle Service Life



- PERFORMANCE DATA

Discharge Rates in Watts to Various End Voltages at 25 (77)

| Time | End Voltage | 1.85V | 1.80V | 1.75V | 1.70V | 1.67V | 1.65V | 1.60V |
|------|-------------|-------|-------|-------|-------|-------|-------|-------|
| 5 | min | 23.8 | 26.8 | 29.0 | 31.0 | 31.8 | 32.8 | 34.0 |
| 10 | min | 17.0 | 19.2 | 20.5 | 21.5 | 22.0 | 22.5 | 23.0 |
| 15 | min | 14.1 | 15.6 | 16.2 | 16.5 | 16.7 | 16.8 | 17.0 |
| 30 | min | 8.18 | 9.15 | 9.52 | 9.70 | 9.80 | 9.92 | 10.0 |
| 60 | min | 4.20 | 4.77 | 5.13 | 5.43 | 5.53 | 5.65 | 5.73 |
| 120 | min | 2.48 | 2.77 | 2.90 | 3.00 | 3.05 | 3.12 | 3.18 |
| 180 | min | 1.97 | 2.17 | 2.27 | 2.35 | 2.38 | 2.43 | 2.48 |
| 240 | min | 1.60 | 1.73 | 1.80 | 1.85 | 1.88 | 1.92 | 1.95 |
| 300 | min | 1.46 | 1.56 | 1.60 | 1.64 | 1.65 | 1.68 | 1.72 |
| 600 | min | 0.855 | 0.913 | 0.940 | 0.960 | 0.968 | 0.978 | 0.992 |
| 1200 | min | 0.432 | 0.468 | 0.498 | 0.510 | 0.513 | 0.520 | 0.527 |

- Discharge Rates in Amperes to Various End Voltages at 25 (77)

| Time | End Voltage | 1.85V | 1.80V | 1.75V | 1.70V | 1.67V | 1.65V | 1.60V |
|------|-------------|-------|-------|-------|-------|-------|-------|-------|
| 5 | min | 15.3 | 17.6 | 18.9 | 19.5 | 19.7 | 19.9 | 20.2 |
| 10 | min | 10.5 | 11.7 | 11.9 | 12.1 | 12.2 | 12.3 | 12.4 |
| 15 | min | 7.56 | 8.22 | 8.71 | 8.92 | 8.99 | 9.07 | 9.15 |
| 30 | min | 4.39 | 4.94 | 5.11 | 5.25 | 5.30 | 5.35 | 5.41 |
| 60 | min | 2.36 | 2.61 | 2.73 | 2.84 | 2.87 | 2.91 | 2.94 |
| 120 | min | 1.32 | 1.44 | 1.50 | 1.54 | 1.55 | 1.57 | 1.59 |
| 180 | min | 1.09 | 1.15 | 1.18 | 1.20 | 1.21 | 1.22 | 1.23 |
| 240 | min | 0.835 | 0.891 | 0.916 | 0.942 | 0.948 | 0.955 | 0.963 |
| 300 | min | 0.776 | 0.812 | 0.825 | 0.837 | 0.841 | 0.846 | 0.852 |
| 600 | min | 0.435 | 0.452 | 0.464 | 0.473 | 0.477 | 0.481 | 0.486 |
| 1200 | min | 0.219 | 0.233 | 0.241 | 0.247 | 0.250 | 0.253 | 0.257 |

All data on the spec. sheet is an average value:

The tolerance range : X<6min(+15%~-15%), 6min X<10min(+12%~-12%),10min X < 60min(+8%~-8%), X 60min(+5%~-5%)

211016-11



Head Quarter Service -
USA Customer Service -
Vietnam Customer Service -

TEL: +886-49-2254-777
TEL: +1-949-328-7936
TEL: +84-72-3779666

FAX: +886-49-2255-139
FAX: +1-949-266-9917
FAX: +84-72-3779476

E-mail: sales@mail.klb.com.tw
E-mail: sales@kunglong.com
E-mail: sales@mail.klb.com.tw