

QTP8 Series

3.8x8.7 Plastic SMD Tuning Fork

Features

- Excellent environmental and heat resistance plastic package with reflow capability
- Extended temperature -40 to +85°C for industrial applications

Applications

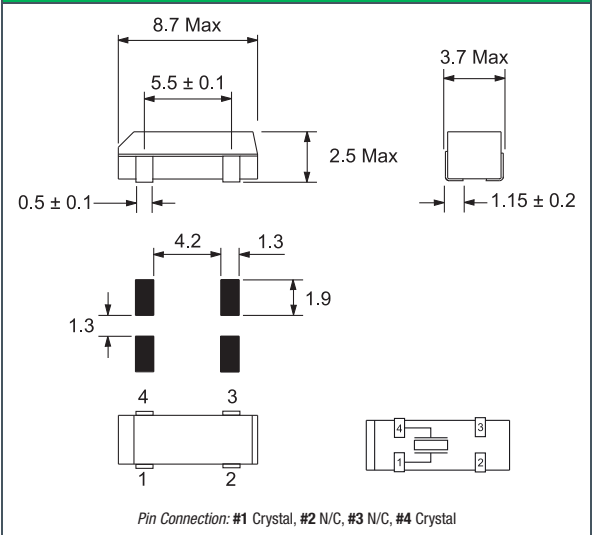
- Wide range in communication and measuring equipment
- Commercial and Industrial applications
- Wireless communications
- Time of day Applications



General Specifications

Nominal Frequency	32.768 kHz
Frequency Tolerance at 25°C	±20ppm
Temperature Coefficient	-0.035 ±0.008ppm/Δ °C ²
Temperature Range (Operating)	-40 to +85°C
Storage Temperature	-55 to +125°C
Load Capacitance C _L	6pF, 12.5pF
Shunt Capacitance C ₀	1.5pF typ.
Motional Capacitance C ₁	3.0fF typ.
Equivalent Series Resistance (ESR)	50KΩ max.
Drive Level	1μW max.
Aging per Year	±3ppm max.
Insulation Resistance (MΩ)	500 at 100Vdc ±15Vdc
Quality Factor	70000 typ.
Capacitance Ratio	450 typ.

Mechanical Dimensions



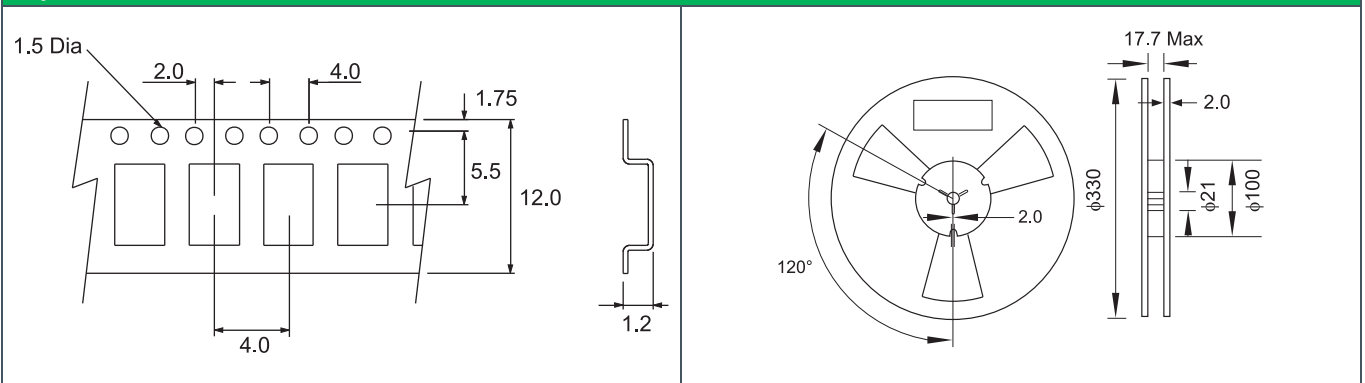
Part Numbering Guide

Qantek Code	Package	Nominal Frequency (in kHz)	Load Capacitance	Operating Temperature Range	Frequency Tolerance	Packaging
Q = Qantek	TP8 = 3.8x8.7 Plastic SMD	32.768	06 = 6pF 12 = 12.5pF	B = -40 to +85°C	10 = ±10ppm 15 = ±15ppm 20 = ±20ppm	R = 3000pcs Tape&Reel

Example: QTP832.76812B20R

bold letters = recommended standard specification

Tape and Reel Dimensions



QANTEK Technology Corporation

Phone: +1 877-227-0440 (tollfree)

Fax: +1 877-227-0440 (tollfree)

www.qantek.com

info@qantek.com

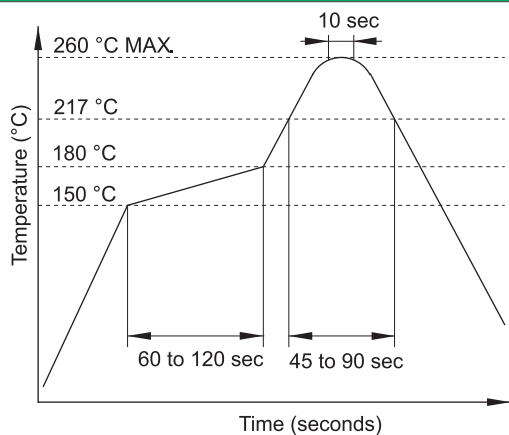
QTP8 Series

3.8x8.7 Plastic SMD Tuning Fork

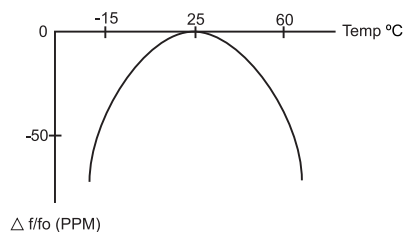
Marking Code Guide

Contains manufacturer code / lot code

Solder Reflow Profile



Frequency vs. Temperature Characteristics



To calculate the frequency stability the parabolic curvature constant (K) is needed. For calculating the stability at 45°C?

1- Change in temperature (ΔT) is $(45-25) = +20^\circ\text{C}$

2- Change in frequency is $(-0.034 \times (\Delta^\circ\text{C})^2) = (-0.035 \times (20)^2) = -13.6\text{ppm}$